



POWER SOLID

The Crown of Power Solution

GEL Deep Cycle Battery

PS-121500-GS

12V , 150 Ah

General Features

- Designed floating charging service life: 15 years (25°C)
- Safety valve installation for explosion proof ,Sealed and maintenance free operation
- By using strong grids, high purity lead and patented Gel electrolyte
- Extremely low self-discharge characteristic
- Wide operating temperature range from -20°C~55°C
- Lead Aluminum calcium Tin alloy high energy, prevent corrosion
- Maximum discharge current :1500 Amperes for 5 seconds

Application

- DC power supply
- UPS/EPS power supply
- Electrical devices & instruments
- Security and fire alarm systems
- Telecom stations and power stations
- Medical equipments
- Emergency lighting systems

Constant-Voltage Charge



Rated Capacity	
20 hour rate (7.5A)	154.5AH
10 hour rate (15.0A)	151.0AH
5 hour rate (25.5A)	127.5AH
3 hour rate (37.5A)	114.0AH
1 hour rate (90.0A)	90.0AH
Capacity affected by Temperature	
40°C(104°F)	103%
25°C(77°F)	100%
0°C(32°F)	86%

Cycle Application
1. Limit initial current less than 37.5A.
2. Charge until battery voltage (under charge) reaches 14.1V to 14.4V at 25°C(77°F).
3. Hold at 14.1V to 14.4V until current drop to under 0.90A for at least 3 hours.
4. Temperature compensation coefficient of charging voltage is -30mV/°C.
Standby Service
1. Hold battery across constant voltage source of 13.6 to 13.8 volts with current limit 37.50A continuously .When held at this voltage , the battery will seek its own current level and maintain itself in a fully charge status.
2. Temperature compensation coefficient of charging voltage is -18mV/°C.

Battery Discharge Table

End Voltage (V)	Minute (M)					Hour (H)							
	5	10	15	30	45	1	1.5	2	3	5	8	10	20
Constant Current Discharge Data Sheet (Amperes at 25°C)													
10.20	472	360	271	144	133	93.6	73.9	61.9	38.8	26.95	19.17	15.88	8.03
10.50	419	330	253	138	127	89.9	71.0	59.7	37.5	25.73	18.13	15.58	7.95
10.80	389	300	237	133	121	86.1	68.1	57.3	36.2	24.62	17.23	15.13	7.85
Constant Power Discharge Data Sheet (Watt at 25°C)													
10.20	4695	3975	2861	1797	1350	1173	855	644	480	310	230	195	102.2
10.50	4515	3375	2568	1756	1320	1155	842	623	465	300	227	189	99.0
10.80	4200	3150	2452	1718	1275	1103	804	602	449	289	224	180	96.8



POWER SOLID

The Crown of Power Solution

GEL Deep Cycle Battery

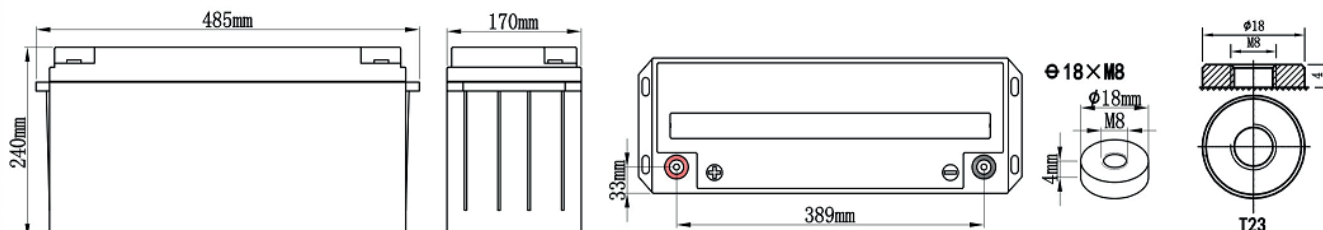
PS-121500-GS

12V ,150Ah

Physical Specifications

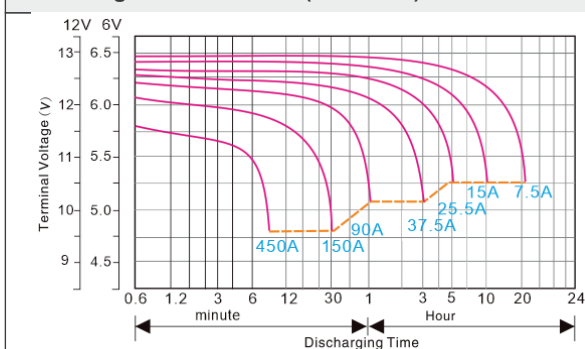
Nominal Voltage	Nominal Capacity (10HR)	Dimension				Weight $\pm 3\%$	Internal Resistance (In full charge status)	Standard Terminals
		L	W	H	TH			
12V	150AH	485 \pm 3mm	170 \pm 2mm	240 \pm 3mm	240 \pm 3mm	Approx 44.3kg (97.46lbs)	$\approx 3.10\text{m}\Omega$	T23 (standard)

Dimensions(mm)

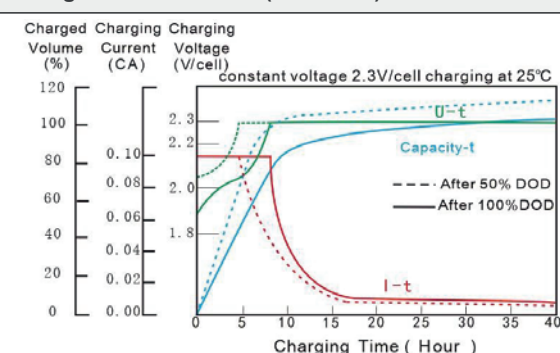


Performance Characteristics

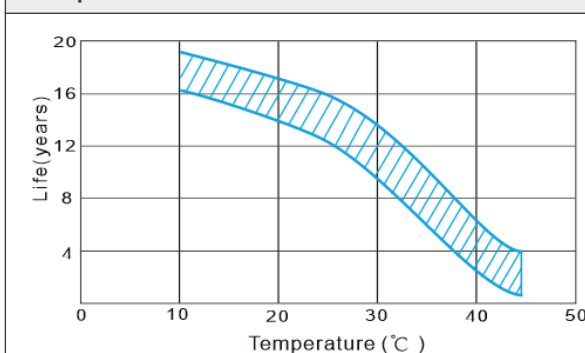
Discharge Characteristic (25°C/77°F)



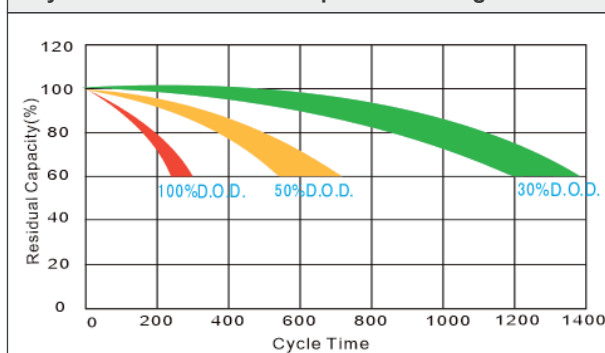
Charge Characteristics (25°C/77°F)



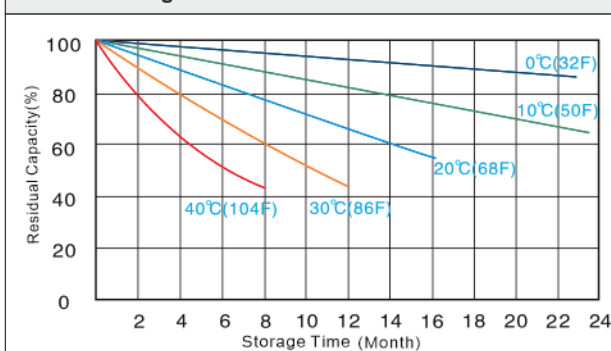
Temperature vs Float Life



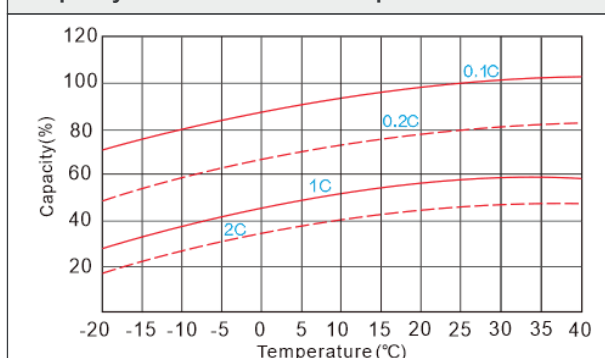
Cycle Life in Relation to Depth of Discharge



Self Discharge Characteristics



Capacity Curve At Different Temperature



The Crown of Power Solution