



General Features

- Designed floating charging service life: 12 years (25°C)
- Safety valve installation for explosion proof ,Sealed and maintenance free operation
- By using strong grids, high purity lead and patented Gel electrolyte
- Extremely low self-discharge characteristic
- Wide operating temperature range from -20°C~55°C
- Lead Aluminum calcium Tin alloy high energy, prevent corrosion
- Maximum discharge current :260 Amperes for 5 seconds

Application

- DC power supply
- UPS/EPS power supply
- Electrical devices & instruments
- Security and fire alarm systems
- Telecom stations and power stations
- Medical equipments
- Emergency lighting systems

Constant-Voltage Charge



Rated Capacity	
20 hour rate (1.30A)	26.0AH
10 hour rate (2.60A)	24.2AH
5 hour rate (4.42A)	22.1AH
27 minute rate (26A)	12.7AH
7 minute rate (78A)	9.10AH
Capacity affected by Temperature	
40°C(104°F)	103%
25°C(77°F)	100%
0°C(32°F)	86%

Cycle Application	
1.	Limit initial current less than 6.5A.
2.	Charge until battery voltage (under charge) reaches 14.1V to 14.4V at 25°C(77°F).
3.	Hold at 14.1V to 14.4V until current drop to under 0.16A for at least 3 hours.
4.	Temperature compensation coefficient of charging voltage is -30mV/°C.
Standby Service	
1.	Hold battery across constant voltage source of 13.6to 13.8 volts with current limit 6.5A continuously .When held at this voltage , the battery will seek its own current level and maintain itself in a fully charge status.
2.	Temperature compensation coefficient of charging voltage is -18mV/°C.

Battery Discharge Table

End Voltage (V)	Minute (M)					Hour (H)							
	5	10	15	30	45	1	1.5	2	3	5	8	10	20
Constant Current Discharge Data Sheet (Amperes at 25°C)													
10.20	101.0	65.8	51.5	26.3	19.1	16.4	13.04	9.70	7.32	4.68	3.13	2.55	1.35
10.50	100.1	65.2	51.1	26.1	18.9	16.3	12.80	9.33	7.09	4.61	3.11	2.51	1.34
10.80	99.1	64.5	50.6	25.8	18.5	16.2	12.56	8.96	6.84	4.51	3.08	2.45	1.31
Constant Power Discharge Data Sheet (Watt at 25°C)													
10.20	1048	755	612	345	252	191.6	146.9	110.5	78.89	52.00	36.62	29.64	15.96
10.50	1004	731	593	338	246	188.5	144.8	109.0	77.11	51.41	36.33	29.19	15.73
10.80	952	703	574	328	240	185.4	142.6	107.4	75.77	50.81	35.95	28.70	15.51

The Crown of Power Solution



POWER SOLID

The Crown of Power Solution

GEL Deep Cycle Battery

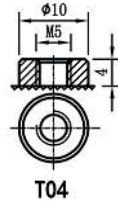
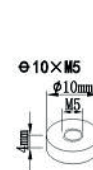
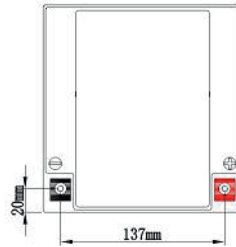
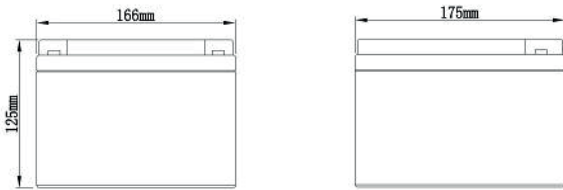
PS- 12260-GS

12V , 26Ah

Physical Specifications

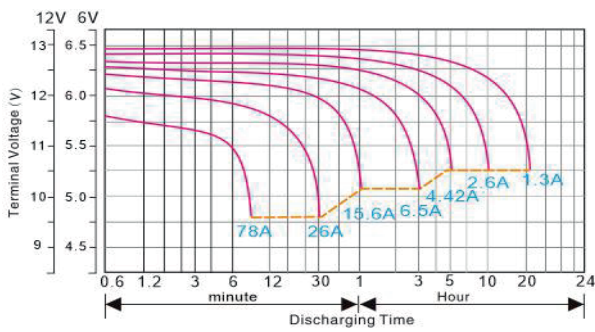
Nominal Voltage	Nominal Capacity (20HR)	Dimension				Weight ±3%	Internal Resistance (In full charge status)	Standard Terminals
		L	W	H	TH			
12V	26AH	175±2mm	166±2mm	125±2mm	125±2mm	Approx 7.60kg (16.75lbs)	≈10.2mΩ	T04 (standard)

Dimensions(mm)

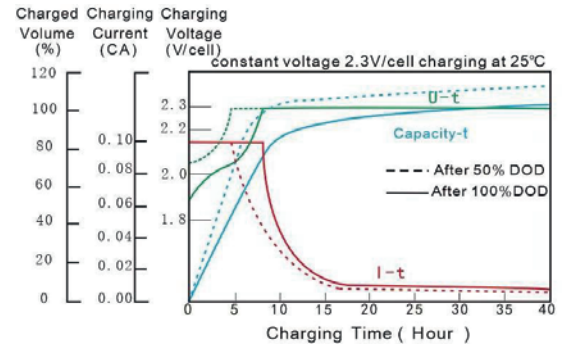


Performance Characteristics

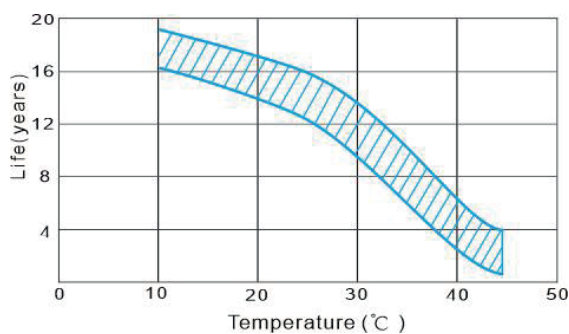
Discharge Characteristic (25°C/77°F)



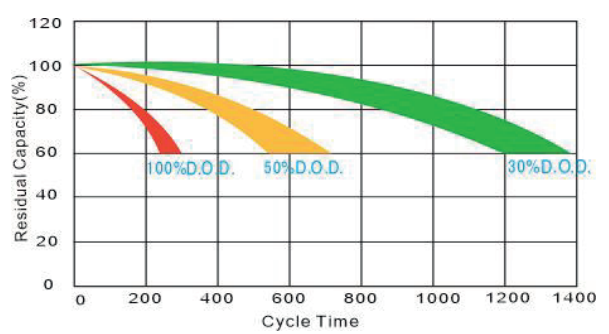
Charge Characteristics (25°C/77°F)



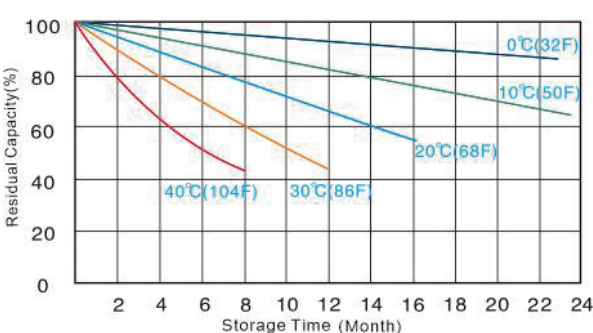
Temperature vs Float Life



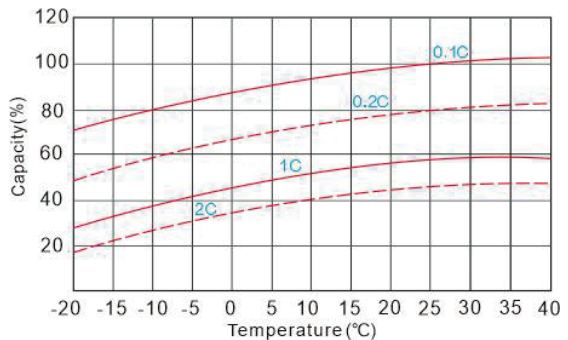
Cycle Life in Relation to Depth of Discharge



Self Discharge Characteristics



Capacity Curve At Different Temperature



The Crown of Power Solution