

455W Solar Panel

PS455W#PVPS

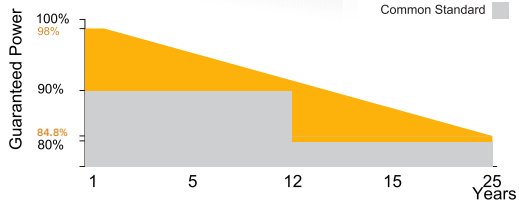
9BB HALF-CELL Monocrystalline PERC PV Module

21.16%

MAXIMUM EFFICIENCY

0.55%

YEARLY DEGRADATION



*Please check the valid version of Limited Product Warranty which is officially released by **power solid**

KEY FEATURES



Better Weak Illumination Response

More power output in weak light condition, such as haze, cloudy, and early morning.



Excellent Cells Efficiency

9BB technology reduce the distance between busbars and finger grid line which is benefit to power increase.



Adapt To Harsh Outdoor Environment

Resistant to harsh environments such as salt, ammonia, sand, high temperature and high humidity environment.



Anti PID

Ensured PID resistance through the quality control of cell manufacturing process and raw materials.



Excellent Quality Managerment System

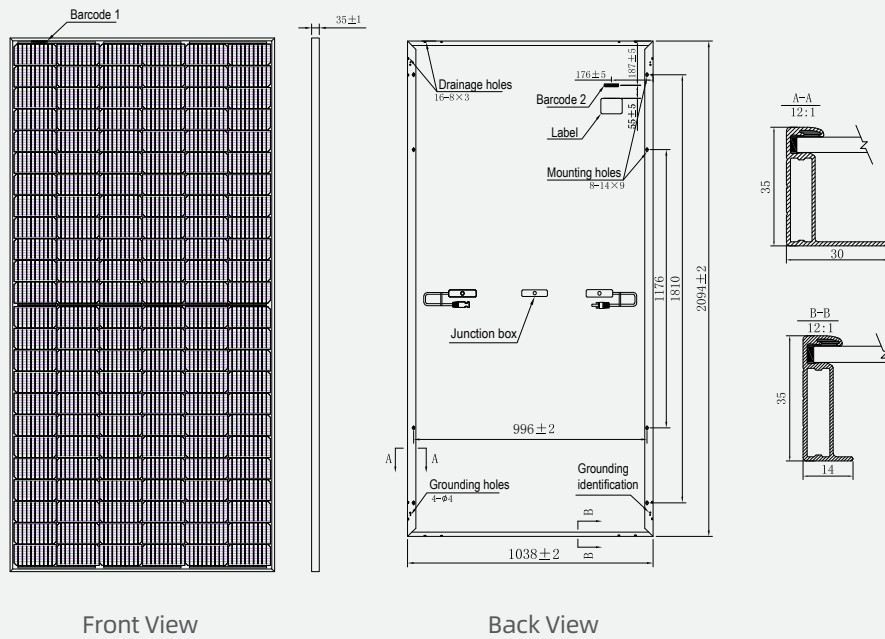
Warranted reliability and stringent quality assurances well beyond certified requirements.



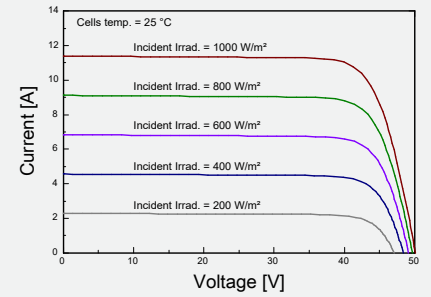
TIER 1

Global, Tier 1 bankable brand, with independently certified advanced automated manufacturing.

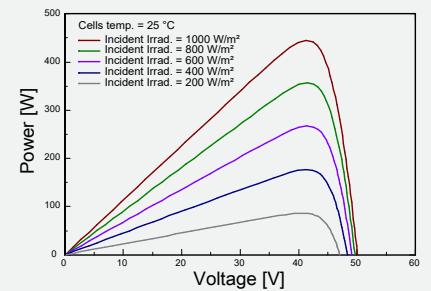
DIMENSIONS OF PV MODULE(mm)



I-V CURVES OF PV MODULE(445W)



P-V CURVES OF PV MODULE(445W)



ELECTRICAL CHARACTERISTICS | STC*

Nominal Power Watt Pmax(W)*	455
Maximum Power Voltage Vmp(V)	41.60
Maximum Power Current Imp(A)	10.94
Open Circuit Voltage Voc(V)	50.50
Short Circuit Current Isc(A)	11.53
Module Efficiency (%)	20.93

*The data above is for reference only and the actual data is in accordance with the practical testing
 *STC (Standard Test Condition): Irradiance 1000W/m², Module Temperature 25±2°C, AM 1.5
 *Measuring uncertainty: ±3%, all the electrical characteristics such as Power, Im, Vm and FF are within ±3% tolerance.

MECHANICAL DATA

Solar cells	Mono PERC
Cells orientation	144 (6×24)
Module dimension	2094×1038×35 mm (With Frame)
Weight	23.5 ±1.0 kg
Glass	3.2mm, High Transmission, AR Coated Tempered Glass
Junction box	IP 68, 3 diodes
Cables	4 mm² , 350 mm (With Connectors)
Connectors*	MC4-compatible

*Please refer to regional datasheet for specified connector

ELECTRICAL CHARACTERISTICS | NMOT

Maximum Power Pmax(Wp)	339.80
Maximum Power Voltage Vmpp(V)	38.80
Maximum Power Current Impp(A)	8.76
Open Circuit Voltage Voc(V)	47.10
Short Circuit Current Isc(A)	9.31

*NMOT: Irradiance 800W/m², Ambient Temperature 20°C, AM 1.5, Wind Speed 1m/s

TEMPERATURE RATINGS

NMOT	44°C ±2°C	Maximum system voltage	1500 V DC
Temperature coefficient of Pmax	-0.36%/°C	Operating temperature	-40°C~+85°C
Temperature coefficient of Voc	-0.29%/°C	Maximum series fuse	20 A
Temperature coefficient of Isc	0.05%/°C	Front Side Maximum Static Loading	Up to 5400 Pa
		Rear Side Maximum Static Loading	Up to 2400 Pa

*Remark: Do not connect Fuse in Combiner Box with two or more strings in parallel connection

*Remark: Electrical data in this catalog do not refer to a single module and they are not part of the offer. They only serve for comparison among different module types.

*Caution: Please be kindly advised that PV modules should be handled and installed by qualified people who have professional skills and please carefully read the safety and installation instructions before using our PV modules.

PACKAGING CONFIGURATION *

Piece/Box 31

Piece/Container(40'HQ) 682

*Customized packaging is available upon request.